












SLING COLOR/SIZE GUIDE

	Size	Lift	Color	Weight Range
Pediatrics	XXS		Teal	0-55 lbs (0-25 kg)
	XS		Brown	55-77 lbs (25-35 kg)
	S		Red	77-132 lbs (35-60 kg)
Adults	XS		Brown	55-77 lbs (25-35 kg)
	S		Red	77-132 lbs (35-60 kg)
	M		Yellow	121-165 lbs (55-75 kg)
	L		Green	154-264 lbs (70-120 kg)
	LL		Purple	220-350 lbs (100-160 kg)
	XL		Blue	308-440 lbs (140-200 kg)
	XXL		Terracotta	440-500 lbs (200-228 kg)
	Bariatric	Bariatric M		Yellow/Dark Gray
Bariatric L		Green/Dark Gray		450-555 lbs (210-250 kg)
Bariatric XL		Blue/Dark Gray		500-750 lbs (230-340 kg)
Bariatric XXL		Terracotta/Dark Gray		700-1000 lbs (318-455 kg)

ARJO makes sizing and sling selection easy with a color-coded sling system. The sling sizes covering pediatric, adult and bariatric needs each have a distinctive color code that can be clearly seen on the edge of ARJO slings. Please display this chart according to HIPAA regulations.



...with people in mind.

ARJO, Inc.
 50 N. Gary Avenue
 Roselle, Illinois, 60172
 Phone: 800-323-1245
 Fax: 888-594-2756
www.arjo.com

Lift Type:

Maxi Move* Sara Plus Sara 3000 Tenor Maxi Sky



* Note: The *Maxi Move* has various size hanger bars. It is important that the user select the correct sling size prior to using the *Maxi Move* to assist with transfer of a patient.