



# Aqua Creek Products®

THE LEADERS IN RECREATION, FITNESS, AND ABILITY!

## 20<sup>th</sup> EDITION PRODUCT CATALOG

AFFORDABLE ADA ACCESS | AQUATIC EXERCISE  
DOCK ACCESS | BEACH ACCESS | AND MORE







Aqua Creek Products has been manufacturing high quality aquatic access equipment since 2002. With decades of combined experience, our staff is dedicated to helping you find the right solution for your pool and spa access needs.

Our small American company is well known for our industry-preferred products, superior warranties, and outstanding customer service.

Aqua Creek strives to bring affordable, reliable access to everyone. We currently offer several pool and spa lifts, allowing for a wide variety of access solutions. We are constantly evolving and improving the quality and usability of our products.

We are first and foremost a manufacturer of aquatic access equipment and we do not sell directly to the public. However, we do have a well-established dealer network whose members are happy to assist you with your purchase.




Contact us by visiting our "Find a Dealer" page or call us at 888-687-3552 and we will direct you to your local dealer.

We thank you for your interest in our products. We look forward to working with you to get the access you need.

Best regards,  
Aqua Creek Products LLC

# POOL LIFT QUICK REFERENCE GUIDE

Use this quick reference guide to find the lift that best fits the needs of you and your customers

LIFT MODEL	PAGE	 ADA COMPLIANT	 UL CERTIFIED	 WYLE LAB VERIFIED	ABOVE GROUND	IN GROUND	WEIGHT CAPACITY
Admiral	6	✓	✓	✗	✗	✓	450 lbs
Patriot	7	✓	✗	✓	✗	✓	375 lbs
Ranger 2	8	✓	✓	✗	✗	✓	350 lbs
Ambassador	9	✓	✗	✓	✗	✓	300 lbs
Portable Pro Pool	10	✗	✗	✗	✗	✓	350 lbs
Scout 2	11	✓	✓	✓	✓	✓	375 lbs*
Revolution	12	✓	✓	✓	✓	✓	500 lbs*
Titan 600	13	✓	✗	✓	✓	✓	600 lbs
Spa Lift Elite (68)	14	✓	✓	✗	✓	✗	300 lbs
Spa Lift Ultra (51)	15	✓	✓	✗	✓	✗	400 lbs
EZ 2	16	✗	✗	✗	✓	✓	400 lbs
Power EZ 2	16	✗	✗	✗	✓	✓	400 lbs
Super Power EZ	17	✗	✗	✗	✓	✗	400 lbs

\*Refer to respective lift pages for weight capacity exceptions





06

## PRO SERIES LIFTS

Affordable home and commercial pool and spa access. The Pro Series features a low profile design ideal for smaller pools & spas.



11

## ROTATIONAL SERIES LIFTS

Able to rotate 360 degrees in either direction, providing versatility and accessibility. Designed to be self-operated by the individual user.



14

## SPA SERIES LIFTS

Fully powered, ADA compliant lifts designed especially to provide access to elevated pools & spas. Capable of clearing up to 68 inches.





16

## EZ SERIES LIFTS

The EZ lifts are an affordable series of lifts both manually & battery operated designed for residential use. These lifts are great for both in and above ground pools. Also great as a boat access lift!



18

## AQUATIC WHEELCHAIRS

Providing access for pools with ramps or sloped entries, these stainless steel or exceptionally strong PVC chairs make your access easier than ever.



20

## LIFT PARTS & ACCESSORIES

Everything from replacement batteries to actuators, you'll find it here.



22

## AQUATIC EXERCISE & TRAINING


Aquatic exercise equipment, platforms, and walkers designed to provide stability and security. Versatile products that are great for beginning swimmers, aqua therapy patients, and individuals looking for a low impact way to get fit.



25

## BEACH ACCESS & SHOWER CHAIRS

Lightweight, all-terrain beach chair allows access to sand, snow, and other soft soils. Sturdy PVC chairs designed to provide easy access to facility showers and commodes.



27

## THE BUBBA II

Repair your multi-port pool filter valves quickly, easily, and safely with the Bubba II.

# ADMIRAL



Welcome the newest lift in the Pro Pool Series, the Admiral Pool Lift. The Admiral maintains many of the same benefits of the Pro Pool Lift, along with new features. It's field reversible feature allows you to change the direction of the seat on site, allowing you left or right entry into the pool. The new adjustable base plate provides additional flexibility in pools with clearance issues.

The Admiral is UL Certified, offers a 450 pound weight capacity and comes standard with an adjustable seat arm providing an additional 6" of adjustment, making lateral transfers from higher wheelchairs easier.

The Admiral is available with the same color options, solar charging station, anchoring systems, and accessories as the Pro Pool Series lifts.

U.S. Patent No.  
D507,769S



## ITEM #

## DESCRIPTION

F-ADMRL

The Admiral Lift, no anchor

## ACCENT COLORS

Available in a variety of accent and powder coat colors



\*Blue seat standard (not a powder coat option)

## FEATURES:

- UL certified
- 450 lb (204 kg) weight capacity
- Setback range 14.5" - 19" (37 - 48 cm)
- Field Reversible
- Adjustable base plate
- All stainless steel construction
- Durable powder coat finish
- Flip-up armrests
- Adjustable footrest & lap belt
- Water resistant handset
- Rechargeable battery with wall mount charger
- Five year pro-rated electronics warranty
- Five year structural warranty

## OPTIONS/ACCESSORIES:

F-04CAJP

Anchor kit, standard with 4" inserts

F-08CAJP

Anchor kit, standard with 8" inserts for use with pavers

F-046QAB-AT1

Anchor kit, quick attach with 4" inserts

F-40220-AT1

Anchor kit, wood deck applications

F-120PPC

Cover, standard lockable, blue

F-120PPC-G

Cover, standard lockable, gray

F-120PPC-T

Cover, standard lockable, tan

F-019CA

Cycle attachment

F-422PLH-2

Headrest

F-105LAR

Pull-out leg rest

F-044SCH

Solar charging station

F-428HT

Transport cart

SEE PAGE 20

MORE PARTS / ACCESSORIES







# PATRIOT

The Patriot Lift is the only completely portable aquatic lift that is independently verified to meet ADA guidelines. When deployed and ready for use, the Patriot Lift features a specifically designed seat allowing for easy lateral transfers from most wheelchairs. This gives full freedom of access to the individual. The Patriot maintains a 375 pound weight capacity.



**ITEM #**

**DESCRIPTION**


F-12PPL-HD-AT1	Patriot Lift, with sand ballast system (sand not included)
F-12PPL-HD-AT2	Patriot Lift, with weight plates

**ACCENT COLORS**

Available in a variety of powder coat colors



Available in a variety of accent colors



U.S. Patent Nos.  
7,249,386 B2 & D507,769S

**OPTIONS/ACCESSORIES:**

F-120PPC	Cover, standard lockable, blue
F-120PPC-G	Cover, standard lockable, gray
F-120PPC-T	Cover, standard lockable, tan
F-019CA	Cycle attachment
F-422PLH-2	Headrest
F-105LAR	Pull-out leg rest
F-043SCH	Solar charging station
SEE PAGE 20	MORE PARTS / ACCESSORIES

**FEATURES:**

- Independent third party verified to meet ADA standards by Wyle Labs
- 375 lb (170 kg) weight capacity
- Setback range for Fixing Kit 26" - 31" (66 - 79 cm)
- Fixing Kit included
- Flip-up armrests
- Five year structural warranty
- Five year pro-rated electronics warranty

# RANGER 2



The Ranger 2 is the new version of our most popular lift, The Ranger. The new ADA compliant lift features a field reversible design, 350 pound weight capacity, UL Certification, and comes standard with a 14 inch deck to water draft.

U.S. Patent Nos.  
7,249,386 B2 & D507,769S

The Ranger 2 upholds the same standards for durability and reliability as all Aqua Creek pool lifts. This lift is ideal for use on smaller hotel and motel pools. It is also a great choice for backyard pool enthusiasts who enjoy their independence. This lift is designed to be independently operated by the user, allowing full control of the lift with an easy to use 2 button handset.

The Ranger 2 is available with the same color options, solar charging station, anchoring systems, and accessories as the Pro Pool Series lifts.



## ITEM # DESCRIPTION

F-RNGR2 Ranger 2 Lift, no anchor

### FEATURES:

- UL Certified
- 350 lb (160 kg) weight capacity
- Setback range 14.5" - 19" (37 - 48 cm)
- 14" water draft
- Field Reversible
- Adjustable base plate
- Flip-up armrests
- Five year structural warranty
- Five year pro-rated electronics warranty

### ACCENT COLORS

Available in a variety of accent and powder coat colors



\*Blue seat standard (not a powder coat option)

### OPTIONS/ACCESSORIES:

F-AACA	Adjustable height seat pole (adds up to 5" of seat height)
F-04CAJP	Anchor kit, standard with 4" inserts
F-08CAJP	Anchor kit, standard with 8" inserts for use with pavers
F-046QAB-AT1	Anchor kit, quick attach with 4" inserts
F-40220-AT1	Anchor kit, wood deck applications
F-120PPC	Cover, standard lockable, blue
F-120PPC-T	Cover, standard lockable, tan
F-120PPC-G	Cover, standard lockable, gray
F-422PLH-2	Headrest
F-105LAR	Pull-out leg rest
F-044SCH	Solar charging station
F-428HT	Transport cart
SEE PAGE 20	MORE PARTS / ACCESSORIES







# AMBASSADOR



U.S. Patent Nos.  
7,249,386 B2 & D507,769S

The Ambassador features an additional 10 inches of reach allowing clearance for wide gutters and spa benches. This extended reach can also clear a curb or pool wall, making this lift ideal for raised perimeter pools and spas.

Highlights of the Ambassador include a 300 pound weight capacity, extended reach, higher seat for easier wheelchair transfers, and an increased setback of up to 38 inches. The Ambassador comes standard as a deep draft lift, allowing for a wider variety of pool applications.

### ITEM #

### DESCRIPTION

F-PPXRD-NA	Ambassador Deep Draft, no anchor
F-PPXRD-R	Ambassador Deep Draft Reverse, no anchor

### ACCENT COLORS

Available in a variety of accent and powder coat colors



\*Blue seat standard (not a powder coat option)

### FEATURES:

- Independent third party verified to meet ADA standards by Wyle Labs
- 300 lb (136 kg) weight capacity
- Clearances vary by wall height & width
- Setback range 22.5" - 38" (57 - 96 cm)
- Adjustable pull-out leg rest
- Flip-up armrests
- Five year structural warranty
- Five year pro-rated electronics warranty

### OPTIONS/ACCESSORIES:

F-910SAJP	Anchor kit, standard with 4" inserts
F-910SAJP-8	Anchor kit, standard with 8" inserts for use with pavers
F-120PPC	Cover, standard lockable, blue
F-120PPC-T	Cover, standard lockable, tan
F-120PPC-G	Cover, standard lockable, gray
F-422PLH-2	Headrest
F-044SCH	Solar charging station
F-914STC	Transport cart
SEE PAGE 20	MORE PARTS / ACCESSORIES



# PORTABLE PRO POOL

The Portable Pro Pool Lift features a completely portable design, eliminating the need for anchors. The compact frame allows the lift to be transported from or around the pool area with ease. Simply wheel the lift to the poolside and it's ready to use.

It's stainless steel construction gives the Portable Pro Pool Lift a 350 pound weight capacity. This lift is the perfect portable solution for residential applications. It's exceptional mobility and aesthetics make the Portable Pro Pool a popular lift in international markets.

ITEM #	DESCRIPTION
F-004PPPB-AT1	Portable Pro Pool Lift

**ACCENT COLORS**  
Available in a variety of powder coat colors



## FEATURES:

- Mobile, compact design
- 350 lb (160 kg) weight capacity
- Setback range up to 12" (30 cm)
- Flip-up armrests
- Five year structural warranty
- Five year pro-rated electronics warranty
- Ships common carrier in two separate shipments for locations in continental U.S.

## OPTIONS/ACCESSORIES:

F-120PPC	Cover, standard lockable, blue
F-120PPC-G	Cover, standard lockable, gray
F-120PPC-T	Cover, standard lockable, tan
F-422PLH-2	Headrest
F-105LAR	Pull-out leg rest
F-423CS	Chest strap
SEE PAGE 20	MORE PARTS / ACCESSORIES



U.S. Patent Nos.  
7,249,386 B2 & D507,769S

## GREAT FOR RESIDENTIAL POOLS!







# SCOUT 2

U.S. Patent No.  
D507,769 S



The Scout 2 pool lift features an adjustable height seat pole, upgraded electronics and a more robust base. These upgrades allow for a weight capacity of 375 pounds. This pool lift will accommodate most existing anchors by utilizing adapter sleeves. The optional pull-out leg rest may be used for greater clearance on raised pool and spa applications.

The Scout 2 is UL Certified to meet UL pool lift standard 60335-2-1000. It was designed for in ground anchoring and an ideal lift for easy and affordable ADA compliance.

In addition, the Scout 2 can rotate 360 degrees in either direction providing versatility and accessibility solutions.

ITEM #	DESCRIPTION
F-802SC2	The Scout 2 Lift, no anchor

### ACCENT COLORS

Available in a variety of accent and powder coat colors



\*Blue seat standard (not a powder coat option)

### FEATURES:

- UL Certified
  - 375 lb (170 kg) weight capacity\*
  - 360 degree powered rotation in either direction
  - Clearances vary by wall height & width
  - Setback range 19" - 35" (49 - 88 cm)
  - Flip-up armrests
  - Five year structural warranty
  - Five year pro-rated electronics warranty
- \*300 lb (136 kg) weight capacity when used with plastic anchor sleeve (see page 20 for available adapter sleeves)

### OPTIONS/ACCESSORIES:

F-808SA	Anchor kit, standard, 1.9" x 6" deep
F-808SA-10	Anchor kit, paver applications, 1.9" ID x 10" deep
F-842SWDA	Anchor kit, wood deck applications
F-775SA	Anchor kit, semi-recessed, shallow concrete deck
F-450SSC	Cover, standard lockable, blue
F-450SSC-G	Cover, standard lockable, gray
F-450SSC-T	Cover, standard lockable, tan
F-422PLH-2	Headrest
F-105LAR	Pull-out leg rest
F-806SLS	Sling assembly
F-045SCH	Solar charging station
F-814SCTC	Transport cart
SEE PAGE 20	MORE PARTS / ACCESSORIES



# REVOLUTION



U.S. Patent No.  
D507,769 S



The Revolution Lift provides the ability to service both above and in ground pools & spas. This extremely versatile lift accommodates up to 500\* pounds and the variety of accessories available make the Revolution lift ideal for hospital and rehabilitation facilities.

ITEM #	DESCRIPTION	FEATURES:
F-702RLNA	Revolution Lift, no anchor	<ul style="list-style-type: none"> <li>• UL Certified</li> <li>• 500 lb (227 kg) weight capacity*</li> <li>• Clearances vary by wall height &amp; width</li> <li>• Setback range 21" - 36" (54 - 91 cm) - standard model</li> <li>• 360 degree powered rotation in either direction</li> <li>• 22" wide (56 cm) seat</li> <li>• Flip-up armrests</li> <li>• Five year structural warranty</li> <li>• Five year pro-rated electronics warranty</li> </ul>
F-702RLNA-DD	Revolution Lift, deep draft, no anchor*	
F-702RLNA-SPA	Revolution Lift, spa arm, no anchor*	

## ACCENT COLORS

Available in a variety of accent and powder coat colors

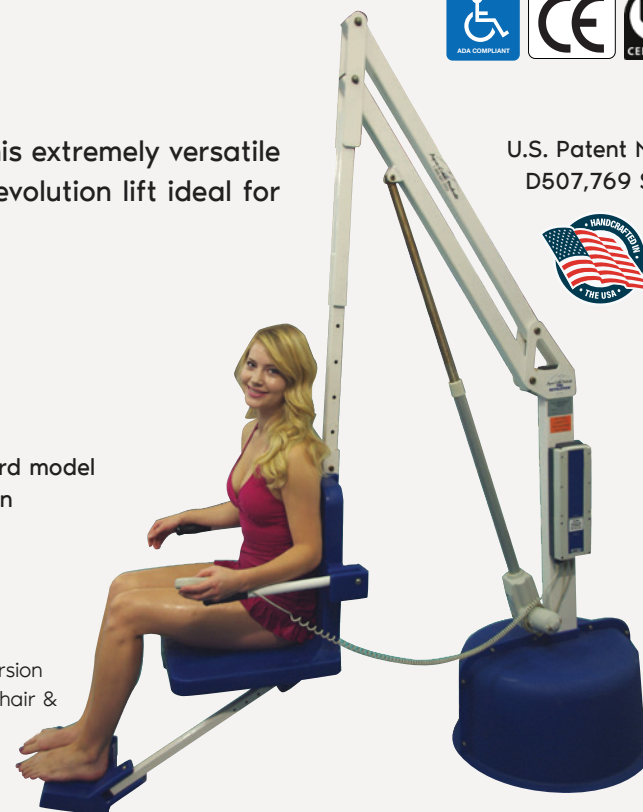


\*Blue seat standard (not a powder coat option)

Lift also available in the following versions:

- Spa version for above ground spas
- Deep draft version for up to 14" (35 cm) deck to water draft

- \*400 lb (181 kg) weight capacity for deep draft version
- \*350 lb (158 kg) weight capacity for gurney, wheelchair & spineboard attachments on standard model



## OPTIONS/ACCESSORIES:

F-710RLA	Anchor kit, standard 2" ID x 8" deep
FC-77RLA-C	Anchor kit, semi-recessed, shallow concrete deck
F-720SSC	Cover, standard lockable, blue
F-720SSC-G	Cover, standard lockable, gray
F-720SSC-T	Cover, standard lockable, tan
F-019CA	Cycle attachment
F-730RSA-S2	Gurney assembly option*
F-422PLH-2	Headrest
F-706RLSS	Sling seat assembly option
F-045SCH	Solar charging station
F-734RSA	Spineboard assembly option*
F-714RTC	Transport cart
F-705-S3	Wheelchair picker, wheelchair sold separately*
SEE PAGE 20	MORE PARTS / ACCESSORIES

Gurney




Wheelchair Picker



Sling Seat



Spineboard







U.S. Patent No.  
D507,769 S

# TITAN 600

The Titan 600 lift provides the highest lifting capability of any standard pool lift on the market with a 600 pound weight capacity. The unique, heavy duty design and anchoring system gives all patients and individuals the ability to enjoy the benefits of aquatic exercise, therapy, and play!

ITEM #	DESCRIPTION
F-600TLNA	The Titan 600 Lift, no anchor

### ACCENT COLORS

Available in a variety of accent and powder coat colors



\*Blue seat standard (not a powder coat option)

### OPTIONS/ACCESSORIES:

F-612TLA	Anchor, standard 3-1/4" ID x 8" deep
F-720SSC	Cover, standard lockable, blue
F-720SSC-G	Cover, standard lockable, gray
F-720SSC-T	Cover, standard lockable, tan
F-422PLH-2	Headrest
F-105LAR	Pull-out leg rest
F-045SCH	Solar charging station
SEE PAGE 20	MORE PARTS / ACCESSORIES

### FEATURES:

- Independent third party verified to meet ADA standards by Wyle Labs
- 600 lb (272 kg) weight capacity
- Clearances vary by wall height & width
- Setback range 21" - 35" (54 - 89 cm)
- 360 degree powered rotation in either direction
- 22" wide (56 cm) seat
- Flip-up armrests
- Five year structural warranty
- Five year pro-rated electronics warranty



**Solar  
Charger**

# SPA LIFT ELITE<sup>(68)</sup>



The Spa Lift Elite is a fully powered ADA compliant lift designed especially to provide access to elevated pools and spas. Pair it up with a swim spa and enjoy the benefits of aquatic exercise, improved health, and increased independence. The Elite offers easy push button controls and 360 degrees of rotation.

The Spa Lift Elite is constructed of quality stainless steel and coated with a durable powder coat finish. Whether relaxation, rehabilitation, or socialization is your goal, the Spa Lift Elite is the solution to stress-free access to your personal backyard or commercial spa.

ITEM #	DESCRIPTION
F-006SLE	Spa Lift Elite, no anchor

### ACCENT COLORS

Available in a variety of accent and powder coat colors



\*Blue seat standard (not a powder coat option)



### OPTIONS/ACCESSORIES:

F-SPAAK8	Anchor, standard tri-point anchor system
F-107UEWDA	Anchor, wood deck applications
F-450SLECS	Cover, standard lockable, blue
F-450SLECS-T	Cover, standard lockable, tan
F-450SLECS-G	Cover, standard lockable, gray
F-422PLH-2	Headrest
F-042SCH	Solar charging station
SEE PAGE 20	MORE PARTS / ACCESSORIES

### FEATURES:

- UL Certified
- 300 lb (136 kg) weight capacity
- Clearances vary by wall height & width
- Wall height range 21" - 68" (54 - 172 cm)
- 360 degree powered rotation in either direction
- Adjustable pull-out leg rest
- Flip-up armrests
- Five year structural warranty
- Five year pro-rated electronics warranty

Wood Deck Anchor Available







# SPA LIFT ULTRA (51)



\*Product may vary from picture.



The Spa Lift Ultra is an ADA compliant lift designed to provide access to both residential and commercial elevated pools & spas. The Ultra is constructed of quality stainless steel with a durable powder coat finish.

Easy push button hand control operation allows for 360 degree powered rotation. Access your personal backyard or commercial spa environment while enjoying the benefits of relaxation along with increased independence.

## ITEM # DESCRIPTION

F-005SLU Spa Lift Ultra, no anchor

## ACCENT COLORS

Available in a variety of accent and powder coat colors



\*Blue seat standard (not a powder coat option)

## FEATURES:

- UL Certified
- 400 lb (181 kg) weight capacity
- Clearances vary by wall height & width
- Wall height range 21" - 51" (53 - 129 cm)
- 360 degree powered rotation in either direction
- Adjustable pull-out leg rest
- Flip-up armrests
- Five year structural warranty
- Five year pro-rated electronics warranty

## OPTIONS/ACCESSORIES:

- |              |  |
|--------------|--|
| F-SPAAK8     | Anchor, standard tri-point anchor system |
| F-107UEWDA   | Anchor, wood deck applications           |
| F-450SLUCS   | Cover, standard lockable, blue           |
| F-450SLUCS-T | Cover, standard lockable, tan            |
| F-450SLUCS-G | Cover, standard lockable, gray           |
| F-422PLH-2   | Headrest                                 |
| F-042SCH     | Solar charging station                   |
| SEE PAGE 20  | MORE PARTS / ACCESSORIES                 |

# EZ 2 & POWER EZ 2



Power EZ  
version only

The EZ 2 Series provides an economical alternative for residential pools and spas. Both lifts provide easy access to above ground pools and spas and portable for storage or relocation to another dock or pool area. All EZ series lifts come with a 400 pound weight capacity and stainless steel construction with a durable powder coat finish to ensure long life and corrosion resistance. These lifts also work great as dock to boat access!

## FEATURES:

- Powder coated stainless steel construction
- 400 lb (181 kg) weight capacity
- 360 degree manual rotation
- Adjustable mesh sling
- Five year structural warranty

## EZ 2 LIFT FEATURES

- Setback range 12" - 20" (31 - 50 cm)
- Clears walls up to 15" (38 cm)
- One year hydraulic ram warranty

## ITEM #

## DESCRIPTION

- |          |                                |
|----------|--------------------------------|
| F-EZPL2  | The EZ 2 Pool Lift, no anchor  |
| F-PEZPL2 | The Power EZ 2 Lift, no anchor |

## POWER EZ 2 LIFT FEATURES

- Setback range 12" - 20" (31 - 50 cm)
- Clears walls up to 20" (50 cm)
- Five year pro-rated electronics warranty(Power EZ)

## OPTIONS/ACCESSORIES:

- |              |                                       |
|--------------|---------------------------------------|
| F-033EZA     | Anchor, standard, 1.9" ID x 6" deep   |
| F-30220      | Anchor, 1.9" ID x 10" deep for pavers |
| F-035EZSM    | Anchor, surface mount                 |
| F-30600      | Anchor, wood deck applications        |
| F-EZBL-C     | Cover, standard lockable, blue        |
| F-EZBL-CG    | Cover, standard lockable, gray        |
| F-EZBL-CT    | Cover, standard lockable, tan         |
| F-0320HSO-4C | Hard seat option                      |
| F-440EZHSC   | Hard seat cover, blue                 |
| SEE PAGE 20  | MORE PARTS / ACCESSORIES              |



Power EZ 2 Lift with optional surface mount anchor



EZ 2 Lift with optional surface mount anchor





# SUPER POWER EZ

The Super Power EZ Pool Lift is the perfect solution to provide accessibility to above-ground pools and spas at an affordable price. The Super Power EZ has many of the same great features as the Power EZ 2, with the additional advantage of clearing a 58 inch high wall!



## ITEM #

F-194PHBL-NA

## DESCRIPTION

Super Power EZ, no anchor

## FEATURES:

- Powder coated stainless steel construction
- 400 lb (181 kg) weight capacity
- Clearances vary by wall height & width
- Setback range 21" - 24" (54 - 61 cm)
- Clears walls up to 58" (147 cm)
- 360 degree manual rotation
- Fully adjustable mesh sling
- Five year structural warranty
- Five year pro-rated electronics warranty

Hard Seat Option



Multiple sling options available



## OPTIONS/ACCESSORIES:

- |              |                                      |
|--------------|--------------------------------------|
| F-612TLA     | Anchor, standard 3-1/4" ID x 8" deep |
| F-440HBC-B   | Cover, standard lockable, blue       |
| F-440HBC-G   | Cover, standard lockable, gray       |
| F-440HBC-T   | Cover, standard lockable, tan        |
| F-0320HSO-4C | Hard seat option                     |
| SEE PAGE 20  | MORE PARTS / ACCESSORIES             |

# POOL ACCESS CHAIRS


These Pool Access Chairs are an ideal solution for swimming pools with ramps or zero depth entries. These access chairs are constructed from medical grade PVC and feature an anti-tip design with non-rusting parts made of stainless steel. Made to withstand harsh environments, the Pool Access Chairs are great for use in showers, locker rooms, and pools environments.

Chairs ship with some assembly required.

## FEATURES:

- Medical grade PVC construction
- Stainless steel hardware
- EZ clean twin wheel casters
- Anti-tip design
- Swing-out armrest for lateral transfers
- One year warranty
- Available in a variety of sizes

## COLOR OPTIONS:



## OPTIONS/ACCESSORIES:

ITEM #	PRODUCT	WEIGHT CAPACITY	BETWEEN ARMS
F-520SPPS	Pool Access Chair with plastic seat	300 lbs	18"
F-520SPM	Pool Access Chair with mesh seat	300 lbs	18"
F-520WSPM	Pool Access Chair with mesh seat	350 lbs	21"
F-520XWSPM	Pool Access Chair with mesh seat	425 lbs	24"



\*Actual product may vary from pictures







\*Actual product may vary from picture

## STAINLESS STEEL WHEELCHAIRS

Aquatic stainless steel wheelchairs are collapsible for easy storage. Flip-up arms make for easy transfers. Upholstery is mildew resistant mesh suitable for daily use in pool environments.

### FEATURES:

- Durable stainless steel construction
- Mildew resistant mesh seat
- Solid plastic tires and mag-style wheels
- Safe for pool environments
- Removable and foldable footrests
- Adjustable footrest
- Flip-up armrests
- One year warranty

### OPTIONS/ACCESSORIES:

ITEM #	PRODUCT	WEIGHT CAPACITY	BETWEEN ARMS
F-18SSWC	Folding wheelchair	350 lbs	18"
F-20SSWC	Folding wheelchair	350 lbs	20"
F-22SSWC	Non-folding wheelchair	500 lbs	22"

## SOLAR CHARGING STATION

### FEATURES:

- Go Green! Safe alternative energy
- No need to remove battery for charging
- Extends the life of your battery with a flow of constant low voltage charge
- Easy to install and minimal maintenance
- Ideal for outdoor pools



### ITEM #

### DESCRIPTION

F-042SCH	Solar Charging Station for Spa Lift Elite, Spa Lift Ultra
F-043SCH	Solar Charging Station for Patriot
F-044SCH	Solar Charging Station for Pro Pool Series, Admiral, Ranger 2, Ambassador
F-045SCH	Solar Charging Station for Scout, Revolution, Titan
F-047SCH	Solar Charging Station for Power EZ 2

# REPLACEMENT PARTS

PHOTO	ITEM #	DESCRIPTION	MODELS
A	F-004AB	Battery, 24 V	All 2-piece Linak brand controls
B	F-044CH	Battery charger	All 2-piece Linak brand controls
C	F-40CBJ	Control box, Linak	All Linak brand controls, non-rotating lifts
D	F-41CBJ	Control box, Linak	All Linak brand controls, rotating lifts
E	F-40CBJV	Control box, Vito	All Vito brand controls, non-rotating lifts
F	F-41CBJV	Control box, Vito	All Vito brand controls, rotating lifts
G	F-044CHV	Battery charger, Vito	All Vito brand controls
H	F-004ABV	Battery, 24 V, Vito	All Vito brand controls
I	F-100JHV	2 button hand control	All non-rotating lifts, Linak & Vito
J	F-104JHV	4 button hand control	All rotating lifts, Linak & Vito
K	F-824	Anchor adapter sleeve (2.36" OD)	Scout Lifts
K	F-822	Anchor adapter sleeve (2.49" OD)	Scout Lifts
K	F-826	Anchor adapter sleeve (2.75" OD)	Scout Lifts
N/A	F-820	Anchor adapter sleeve, square (2.5")	Scout Lifts
L	F-492DAA	Actuator, 600mm without 'H' frame	Ranger AT1, 2 piece control systems
L	F-799RA	Actuator, 600mm without 'H' frame	Revolution, Titan, Pro Pool, Portable Pro, Power EZ 2, Super Power EZ
M	F-03EZCYL	Hydraulic actuator	EZ 2 Lift only
N	F-38SB	Seatbelt	All Lifts
O	F-031EZCH	EZ Series chain set	EZ 2, Power EZ 2 & Super Power EZ Lifts
P	F-038EZHB	EZ Series, standard, hanger bar	EZ 2, Power EZ 2 & Super Power EZ Lifts





# PROWAVE POOL BIKE

The new ProWave Pool Bike offers a unique design providing users a fun, invigorating, and effective workout. It is ideal for aquatic spin classes, physical therapy, or a way to get fit in your own backyard pool.

The ProWave has a unique flywheel design which allows for a smooth ride and has multiple resistance levels for users of all types. Choose your comfort settings with ease by adjusting the seat and handlebars to your perfect fit.




## OPTIONS/ACCESSORIES:

F-PWRWV	ProWave Pool Bike
F-PWCS	Comfort seat

## FEATURES:

- 300 lb (136 kg) weight capacity
- Adjustable seat and handlebars
- Barefoot use
- Scratch resistant transport wheels
- Durable powder-coat finish
- Multiple colors to choose from
- 3 year warranty on frame
- 1 year warranty for parts & transmission
- Weight: 39 lbs (17 kg)

Standard Colors



Non-standard Colors



\*on orders of ten or more



# TIDALWAVE POOL BIKE

The innovative Tidalwave aquatic bike offers a unique flywheel and folding v-frame design. Multiple resistance levels, adjustable seat, and handlebars allow users of all types to exercise at comfortable settings.

Durable enough to be used in residential or commercial environments and a wonderful option for limited deck space and storage applications. The optional semi-recumbent seat provides a backrest and seat handles add support and security; an excellent rehabilitation tool.

The Tidalwave provides users a fun, invigorating, and effective workout. Great for low impact physical therapy, aquatic spin classes, or a way to get fit in your own backyard pool.



Standard Colors



Non-standard Colors



\*on orders of ten or more



\*Actual product may vary from pictures

## FEATURES:

- 300 lb (136 kg) weight capacity
- Adjustable seat height and handlebars
- Barefoot use
- Easy fold design
- Powder coated stainless steel frame
- Scratch resistant transport wheels
- Weight: 50 lbs (22 kg)
- Three year warranty on frame, one year for parts & transmission

## OPTIONS/ACCESSORIES:

F-TWPB

Tidalwave Pool Bike

F-RCMST

Semi-Recumbent seat

F-SPRTST

Sport style seat

Recumbent Seat

Sport Seat



\*actual product may vary from picture



# WATER RIDER POOL BIKE



Water Rider Pool Bikes are lightweight and easy to use. These bikes have adjustable seats and handlebars to fit most individuals.

Their height can also be adjusted to accommodate different pool depths. They can be used barefoot. The stainless steel finish can withstand harsh pool environments and requires little maintenance.

These bikes combine fun and fitness for everyone!

## FEATURES:

- 330 lb (150 kg) weight capacity
- 100% stainless steel
- Anti-corrosion treatment
- Lightweight, easy to move
- Scratch resistant wheels
- Adjustable height for varying pool depths
- Adjustable seat & handlebars to fit most individuals
- Two year warranty on metal frame and six months on all other components

## OPTIONS/ACCESSORIES:

F-WXF	Water Rider 3 Pool Bike
F-WX4S	Water Rider 4 Pool Bike
F-WX5	Water Rider 5 Pool Bike

## THE WATER RIDER 3

The Water Rider 3 is the most lightweight and affordable.



## THE WATER RIDER 4

The Water Rider 4 gives the ability to choose between four resistance levels.



## THE WATER RIDER 5

The Water Rider 5 gives users the most control over the resistance of the bike. While riding the bike you can adjust the intensity by turning the knob!



# AQUAJOGG TREADMILL

AquaJogg combines the benefits of water buoyancy with the ability to safely walk or run. It can be used barefoot. The innovative folding system makes it compact for storage.

## FEATURES:

- 330 lb (150 kg) weight capacity
- Anti-corrosion treatment
- Scratch resistant wheels
- Marine-grade AISI 316L stainless steel
- Lightweight, easy to move
- Two year warranty on metal frame and six months on all other components

F-WXAQJG

AquaJogg Treadmill



# ELLY POOL ELLIPTICAL

Elly combines the benefits of rowing, cross-country skiing, stepping, and biking. It works virtually every muscle in the body. The secret lies in the elliptical movement designed to replicate the natural motion of running while limiting impact on joints.

## FEATURES:

- 330 lb (150 kg) weight capacity
- Anti-corrosion treatment
- Scratch resistant wheels
- Marine-grade AISI 316L stainless steel
- Lightweight, easy to move
- Two year warranty on metal frame and six months on all other components

F-WXEL

Elly Pool Elliptical



# WX-TRAMP PREMIUM

Equipment that can be used for rehabilitation, aqua training, or at home with the family. Versatile and can be used for all ages. It allows you to obtain greater coordination, balance, and physical condition, while having fun. Available with optional handle bar.

## FEATURES:

- 220 lb (100 kg) weight capacity
- Anti-corrosion treatment
- 6 non-slip silicone suction pads
- Marine-grade AISI 304 stainless steel
- Lightweight, easy to move
- Two year warranty on metal frame and six months on all other components

Shown with optional handle bar.

F-WXTPHX

Hexagonal Trampoline

F-WXTPRD

Round Trampoline

F-WXTPBH

Optional Handrail







Product may vary

# SWIM TRAINING PLATFORM

The Swim Training Platform was designed to provide a sense of security for young swimmers by raising the pool floor up. Also great for in water seating or a water safety station.

FEATURES:	ITEM #	DESCRIPTION
<ul style="list-style-type: none"> <li>• 300 lb (136 kg) weight capacity</li> <li>• 36" x 60" grated decking platform (91 x 152 cm)</li> <li>• Weighted ballast legs and removable rails</li> <li>• Adjustable height legs from 16"-21" (40-53 cm)</li> </ul>	F-250TTP	Swim Training Platform
	F-220EL	Extended legs option for 18"-24" (45-60 cm) height for Swim Training Platform



# THE AQUA WALKER

The Aqua Walker is constructed of durable PVC tubing and stainless steel swivel casters with solid rubber wheels. This adjustable, waterproof walker aids in independent mobility in the pool. 4 inch armrest cradles provide extra support. The cradles can be attached and removed without the use of tools.

FEATURES:	ITEM #	DESCRIPTION
<ul style="list-style-type: none"> <li>• 4" removable armrest cradles</li> <li>• Adjustable height range of 32"-45" (81-114 cm)</li> <li>• Tool free conversion to add or remove armrests.</li> </ul>	F-605UW	The Aqua Walker



# BEACH ACCESS CHAIR

This sturdy, lightweight, all-terrain chair allows easier access in sand, snow, and other soft soils. Balloon flotation tires give this chair extra stability and makes it resistant to tipping. Wheels are puncture resistant and non-corrosive.

FEATURES:	ITEM #	DESCRIPTION
<ul style="list-style-type: none"> <li>• 300 lb (136 kg) weight capacity</li> <li>• Durable non-corrosive PVC construction</li> <li>• Stainless steel hardware</li> <li>• Anti-tip design</li> <li>• 6 ft (1.8 m) 8 panel umbrella</li> <li>• One year warranty</li> </ul>	F-6001	Beach Access Chair, 4 large tires
	F-014BAC	Beach Access Chair, articulated rear wheels


# SHOWER CHAIRS

These sturdy, lightweight PVC Shower/Commode chairs are designed to transport people needing some assistance in a shower and locker room environment. These units have 90 degree non-slip PVC armrests to prevent patient's hands from slipping and the easy to remove back allows for trouble free maintenance and cleaning. All shower and commode chairs are made from medical grade PVC and portable for easy transportation.

## FEATURES:

- EZ clean twin wheel casters
- All four locking casters
- Medical grade PVC
- Optional soft seat available on some models
- Available in multiple color options
- One year warranty

## COLOR OPTIONS:



Soft seat, commode and folding options available.  
\*Commode not included



Actual product may vary from picture



## OPTIONS/ACCESSORIES:

ITEM #	PRODUCT	WEIGHT CAPACITY	BETWEEN ARMS	SEAT DEPTH	CLEARANCE
F-520TW	Shower/Commode Chair	300 lbs	18"	18"	20"
F-520XW	Wide Shower/Commode Chair	400 lbs	24"	18"	20"
F-530TWSO	Shower/Commode Chair w/soft seat	300 lbs	18"	18"	20"
F-590TWSOC12	Folding Shower/Commode Chair	250 lbs	18"	18"	20"



# THE BUBBA II



No more compression headaches! Repair your multi-port pool filter valves quickly, easily, and safely with The Bubba II!

The Bubba II is a patented compression tool that helps you get your customers pool filters up and running quickly, efficiently, safely, and at less cost than complete valve replacement. The Bubba II can help you rebuild your multi-port valves for a fraction of the cost of a complete valve replacement all while keeping unnecessary parts from ending up in a land fill.

Don't focus on expensive replacements; improve your service reputation and your bottom line by repairing multi-port valves instead. Your customers will thank you!

## FEATURES:

- Adjustable valve support base (works with any brand of multi-port valve)
- Easy and safe-to-use compression lever

## Item No:

F-VRJ Bubba II Valve Repair Tool

# STAY UP TO DATE!

For troubleshooting videos, spec sheets, testimonials, and customer photos, visit our website at [www.aquacreek.com](http://www.aquacreek.com). And for new release and always up to date product information, visit [www.aquacreek.com/dealer-architect-login](http://www.aquacreek.com/dealer-architect-login) to sign up for dealer/distributor access. Also, look for the Aqua Creek Products app in the Google Play Store and the Apple App Store for instant access from your phone or tablet while working in the field.



Username

dealer login

Password

\*\*\*\*\*

Log In

Remember Me

# RECREFITABILITY™

»» THE LEADERS OF RECREATION, FITNESS, AND ABILITY!



FOR TROUBLESHOOTING  
ASSISTANCE



888.687.3552  
phone: 406.549.0769  
fax: 406.549.2602  
sales@aquacreek.com  
www.aquacreek.com

  
**Aqua Creek Products**  
THE LEADERS IN RECREATION, FITNESS, AND ABILITY!

